

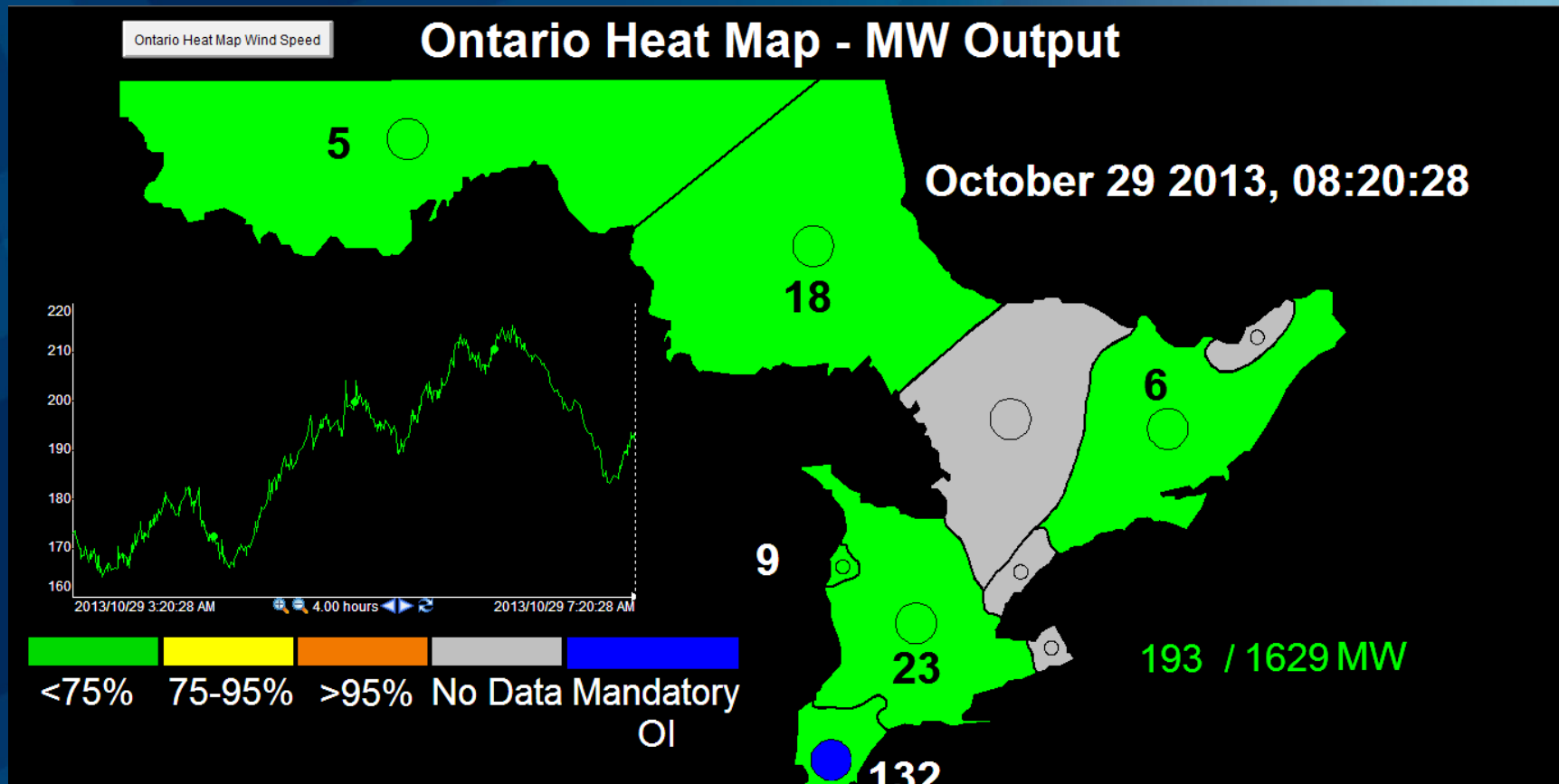
Update on Renewable Integration

Stakeholder Advisory Committee
October 30, 2013



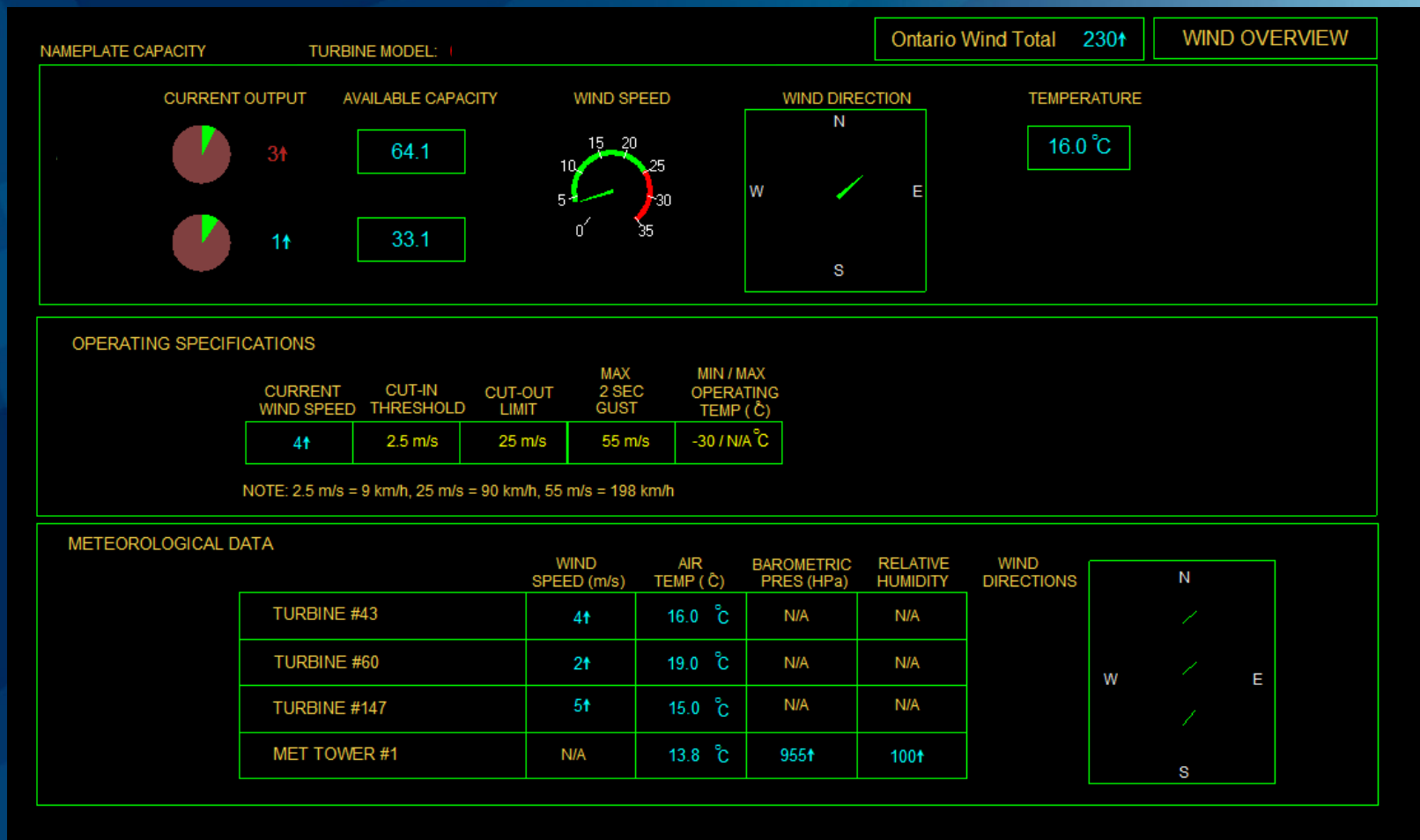
Variable Generation Visibility

Today



Variable Generation Visibility

Today



Variable Generation Forecast

Today

Variable Generation Forecast

✓ Log-In Successful

You are now logged into the Forecast Suite.

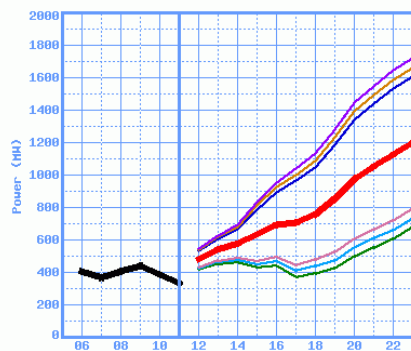
Logged in as MFI [Logout]

Page last refreshed: Oct 25, 2013 - 11:30 EST

[Go to Main Forecast Web Site](#)

NOW VIEWING: **SYSTEM-WIDE AGGREGATE**

Forecast Graphic: 1-12 Hr Fcst, Power
Initial Time: 10:35 EST, Fri 25 Oct 2013



Region(s): SYSTEM-WIDE AGGREGATE

Legend:

- Observations
- eWind Forecast
- 80% CB Low Value
- 70% CB High Value
- 90% CB High Value
- 90% CB Low Value
- 70% CB Low Value
- 80% CB High Value

1-12 Hr Fcst

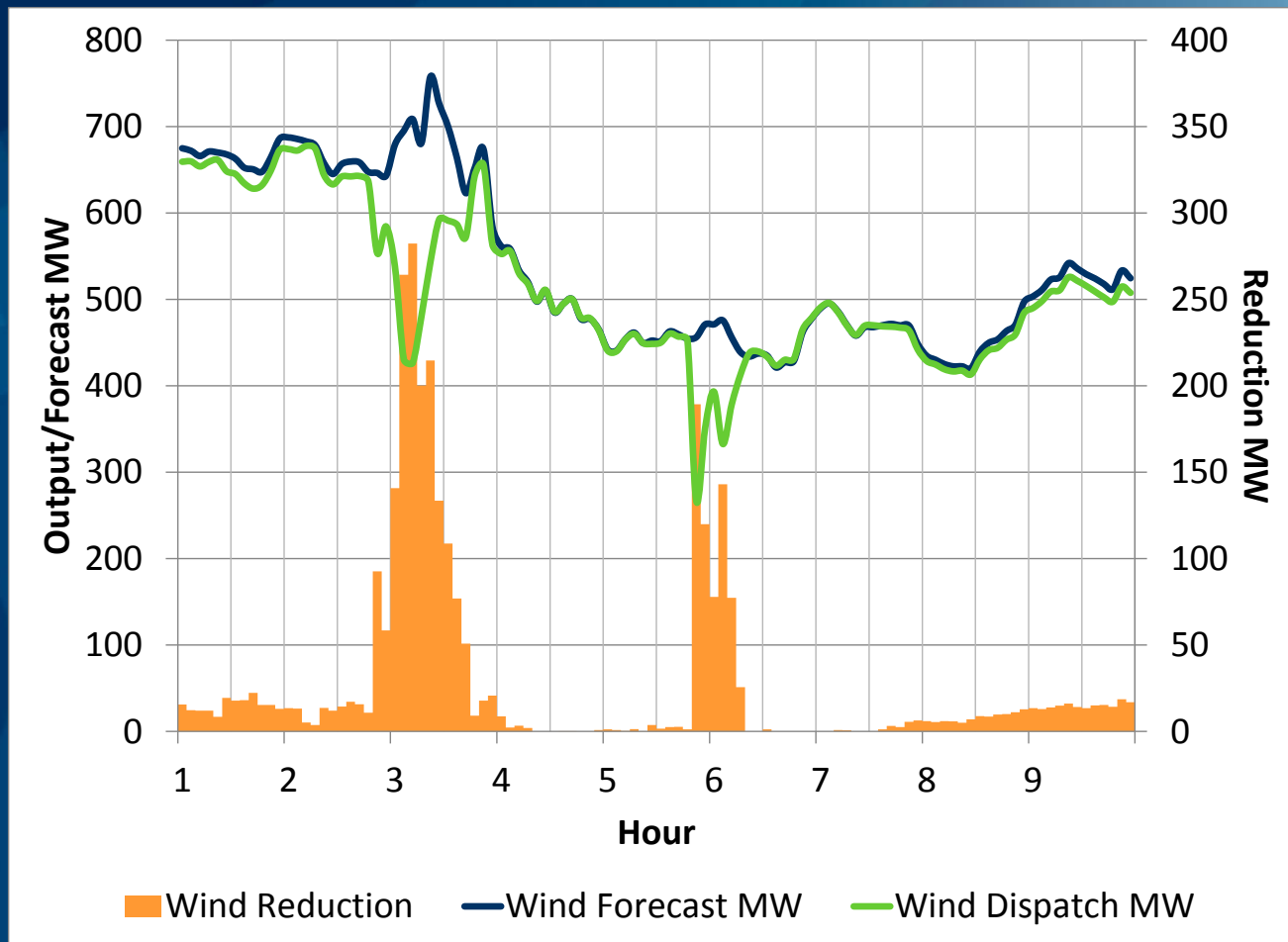
| | Magnitude Threshold 1 | Magnitude Threshold 2 | Magnitude Threshold 3 | Magnitude Threshold 4 | Magnitude Threshold 5 | | | | | | | | |
|-----------------------|---------------------------------|---------------------------------|----------------------------------|-----------------------------------|---|-------|-------|-------|-------|-------|-------|-------|--|
| | Time of lowest ramp probability | Time of medium ramp probability | Time of highest ramp probability | R = Ramp Alert I = Icing Alert | TC = Temperature Cutout SC = High-Speed Cutout | | | | | | | | |
| Region | Ramp Period | Most Recent | HE 09 | HE 10 | HE 11 | HE 12 | HE 13 | HE 14 | HE 15 | HE 16 | HE 17 | HE 18 | |
| SYSTEM-WIDE AGGREGATE | 15 min | -7.1 MW | | | | | | | | | | | |
| | 60 min | 13.4 MW | | | | | | | | | | | |
| | 180 min | -87.3 MW | | | | | | | | | | | |

Current Ramp Alerts for all Regions

| | | | | | | |
|---------------------------------------|-----------------------|----------------------|---------------------------|---------------------------|---------------------------|----------------------|
| SYSTEM-WIDE AGGREGATE | BRUCE | EAST | NORTHEAST | NORTHWEST | SOUTHWEST | WEST |
|---------------------------------------|-----------------------|----------------------|---------------------------|---------------------------|---------------------------|----------------------|

Variable Generation Dispatch & SBG

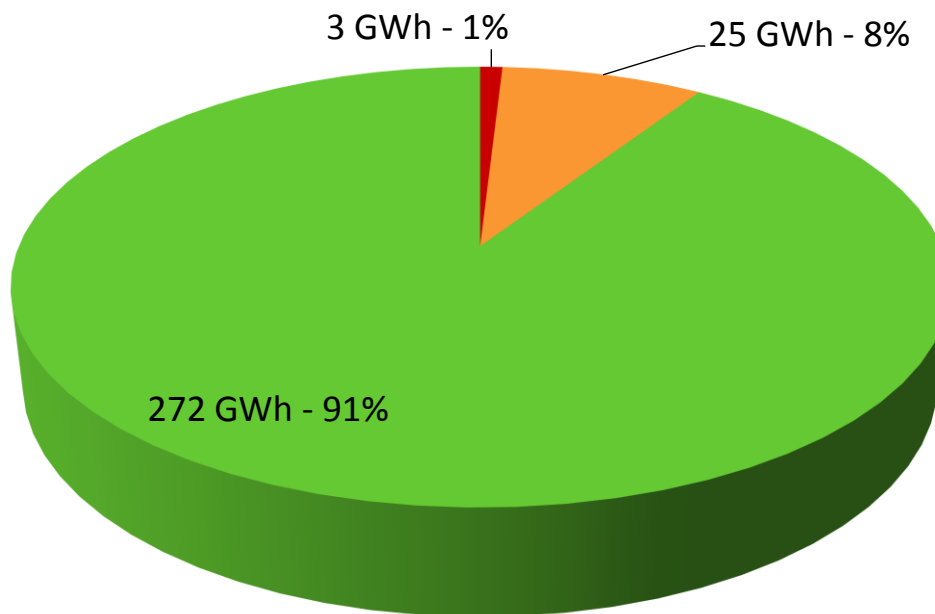
September 22, 2013



Variable Generation Dispatch

Sep 11 to Oct 10, 2013

Ontario Wind Dispatch - Energy (% of GWh)



- Dispatch Energy Curtailed (Global SBG)
- Dispatch Energy Curtailed (Local Constraints)
- Energy Generated